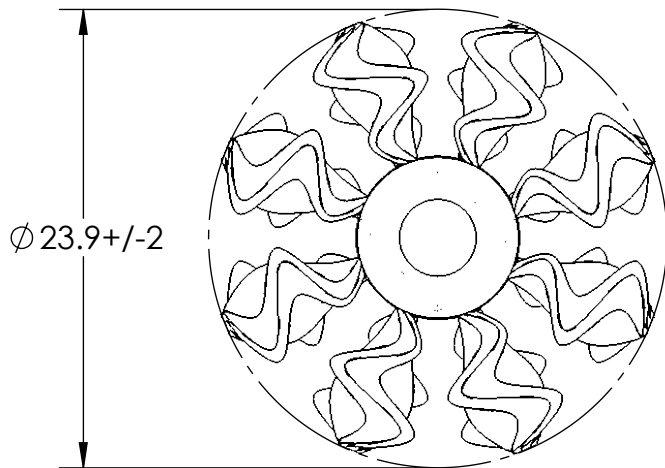
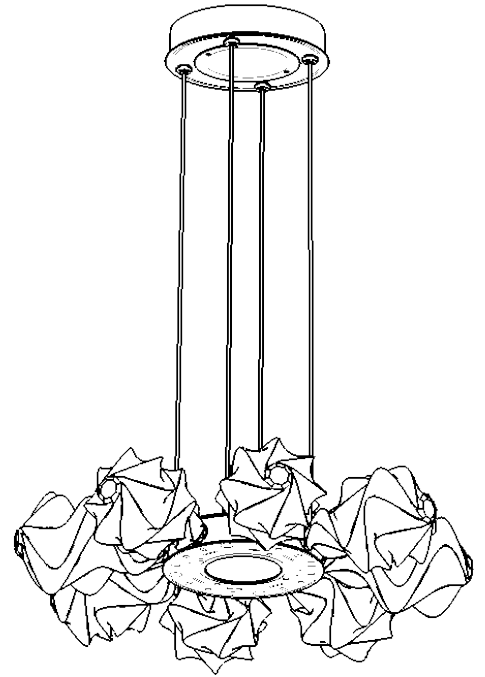
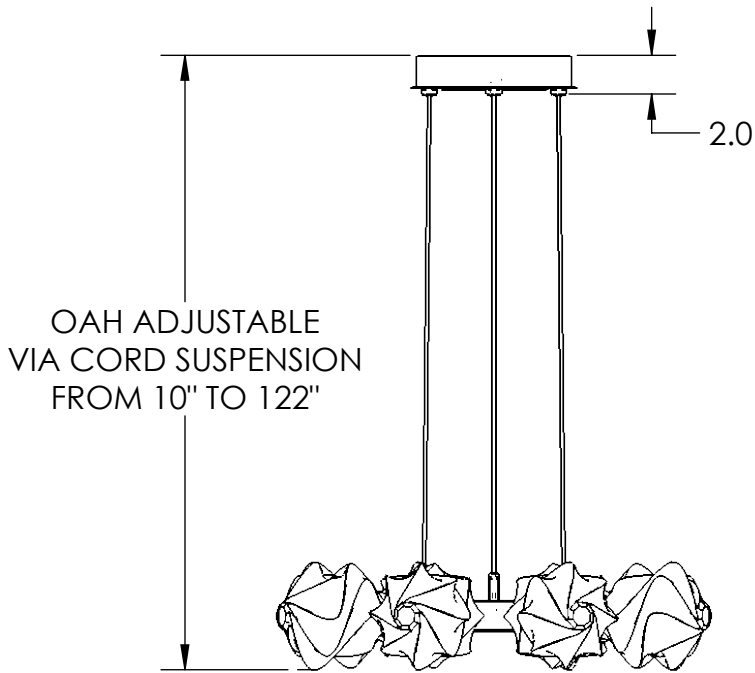


Collection: BLOSSOM

Product #: CHB0059-24

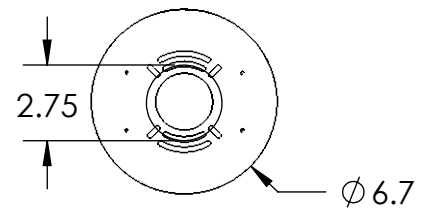


Visit [hammertonestudio.com](http://hammertonestudio.com) for product options and specifications.

2/7/2019 (A)

Mounting Packet: S	Weight(lbs.): 53	Electrical Type: LED	CCT: 2700 K
UL Location: DRY		Elec. Qty: 12	Wattage: 24
Voltage: 120		Source Lumens: Up: 540	Down: 540
Finish: SEE WEB SITE FOR OPTIONS		Dimmable: Forward/Reverse Phase To 1%	
Top Diffuser: CLOSED METAL		Power Factor: >0.9	
Bottom Diffuser: FROSTED ACRYLIC		CRI: 93+	

### Mounting Detail



MOUNTS TO J-BOX AND CEILING

All fixtures created by Hammerton are handcrafted by artisans. Dimensions may vary up to 7/8".  
 © Copyright 2018. All rights in design, detail or invention of this drawing are reserved as the property of Hammerton. Any imitation or adaptation without written consent is strictly prohibited.

Hammerton Inc. 217 Wright Brothers Dr. Salt Lake City, UT 84116 (801)973-8095